

# Models and Numerical Methods in Mechanics and Physicochemistry

## Lecture 2. *Molecular Dynamics II*

Vladislav A. Yastrebov

*MINES ParisTech, PSL Research University, Centre des Matériaux, CNRS UMR 7633,  
Evry, France*

@ Centre des Matériaux  
February 1, 2016

- 1 Concept of the temperature
- 2 Maxwell-Boltzmann distribution
- 3 Thermostats
- 4 Mechanical examples
- 5 Applications and limitations
- 6 Other (impressive) examples
- 7 Afterword



# Temperature

- Temperature is one of the central concepts in physics
- Relations between the kinetic energy  $E_{\text{kin}}$  of the system and its temperature  $T$ :

$$E_{\text{kin}} = \frac{1}{2} N_{\text{dof}} k_B T$$

$N_{\text{dof}}$  is the number of degrees of freedom (*need to exclude rigid body motions*),  
 $k_B$  is the Boltzmann constant

$$k_B \approx 1.38065 \cdot 10^{-23} \frac{\text{m}^2 \text{ kg}}{\text{s}^2 \text{ K}}$$

# Temperature

- Temperature is one of the central concepts in physics
- Relations between the kinetic energy  $E_{\text{kin}}$  of the system and its temperature  $T$ :

$$E_{\text{kin}} = \frac{1}{2} N_{\text{dof}} k_B T$$

$N_{\text{dof}}$  is the number of degrees of freedom (*need to exclude rigid body motions*),  
 $k_B$  is the Boltzmann constant

$$k_B \approx 1.38065 \cdot 10^{-23} \frac{\text{m}^2 \text{ kg}}{\text{s}^2 \text{ K}}$$

- Kinetic energy of the system

$$E_{\text{kin}} = \frac{1}{2} \sum_i m_i |\mathbf{v}_i|^2$$

# Temperature

- Temperature is one of the central concepts in physics
- Relations between the kinetic energy  $E_{\text{kin}}$  of the system and its temperature  $T$ :

$$E_{\text{kin}} = \frac{1}{2} N_{\text{dof}} k_B T$$

$N_{\text{dof}}$  is the number of degrees of freedom (*need to exclude rigid body motions*),  
 $k_B$  is the Boltzmann constant

$$k_B \approx 1.38065 \cdot 10^{-23} \frac{\text{m}^2 \text{ kg}}{\text{s}^2 \text{ K}}$$

- Kinetic energy of the system

$$E_{\text{kin}} = \frac{1}{2} \sum_i m_i |\mathbf{v}_i|^2$$

- Kinetic energy of the system excluding rigid body motions

$$E_{\text{kin}} = \frac{1}{2} \sum_i m_i |\mathbf{v}_i - \mathbf{v}_i^{rb}|^2,$$

where  $\mathbf{v}_i^{rb} = \bar{\mathbf{v}} + \boldsymbol{\omega} \times (\mathbf{r}_i - \mathbf{r}_0)$ ,  $\bar{\mathbf{v}}$  is the velocity of the center of mass  $\mathbf{r}_0$ ,  $\boldsymbol{\omega}$  is the angular velocity, and  $\mathbf{r}_i$  is the point position vector.

# Temperature

- Temperature is one of the central concepts in physics
- Relations between the kinetic energy  $E_{\text{kin}}$  of the system and its temperature  $T$ :

$$E_{\text{kin}} = \frac{1}{2} N_{\text{dof}} k_B T$$

$N_{\text{dof}}$  is the number of degrees of freedom (*need to exclude rigid body motions*),  
 $k_B$  is the Boltzmann constant

$$k_B \approx 1.38065 \cdot 10^{-23} \frac{\text{m}^2 \text{ kg}}{\text{s}^2 \text{ K}}$$

- The temperature of a system of particles (in equilibrium and without rigid-body motion  $v_i^{rb} = 0$ ):

$$T = \frac{1}{3Nk_B} \sum_i m_i |v_i|^2$$

where  $N$  is the number of particles

# Temperature

- Temperature is one of the central concepts in physics
- Relations between the kinetic energy  $E_{\text{kin}}$  of the system and its temperature  $T$ :

$$E_{\text{kin}} = \frac{1}{2} N_{\text{dof}} k_B T$$

$N_{\text{dof}}$  is the number of degrees of freedom (*need to exclude rigid body motions*),  
 $k_B$  is the Boltzmann constant

$$k_B \approx 1.38065 \cdot 10^{-23} \frac{\text{m}^2 \text{ kg}}{\text{s}^2 \text{ K}}$$

- The temperature of a system of particles (in equilibrium and without rigid-body motion  $v_i^{rb} = 0$ ):

$$T = \frac{1}{3Nk_B} \sum_i m_i |v_i|^2 = \frac{2}{3k_B} \bar{E}_{\text{kin}},$$

where  $N$  is the number of particles,  $\bar{E}_{\text{kin}}$  is the average kinetic energy.

# Temperature

- Temperature is one of the central concepts in physics
- Relations between the kinetic energy  $E_{\text{kin}}$  of the system and its temperature  $T$ :

$$E_{\text{kin}} = \frac{1}{2} N_{\text{dof}} k_B T$$

$N_{\text{dof}}$  is the number of degrees of freedom (*need to exclude rigid body motions*),  
 $k_B$  is the Boltzmann constant

$$k_B \approx 1.38065 \cdot 10^{-23} \frac{\text{m}^2 \text{ kg}}{\text{s}^2 \text{ K}}$$

- The temperature of a system of particles (in equilibrium and without rigid-body motion  $v_i^{rb} = 0$ ):

$$T = \frac{1}{3Nk_B} \sum_i m_i |v_i|^2 = \frac{2}{3k_B} \bar{E}_{\text{kin}},$$

where  $N$  is the number of particles,  $\bar{E}_{\text{kin}}$  is the average kinetic energy.

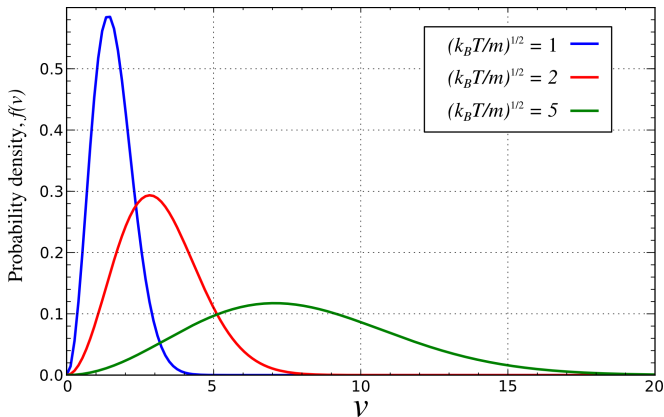
- Attention!
  - (1) particles are considered as points (no contribution from angular velocities),
  - (2) no contribution from electrons, important carriers of the heat.

# Let's control the temperature: prescribe

## Prescribe a temperature

- In the ideal gas, velocity of particles follows Maxwell-Boltzmann distribution:

$$f(v) = 4\pi \left( \frac{m}{2\pi k_B T} \right)^{3/2} v^2 \exp\left(-\frac{mv^2}{2k_B T}\right), \quad v = |v|$$



# Let's control the temperature: prescribe

## Prescribe a temperature

- In the ideal gas, velocity of particles follows Maxwell-Boltzmann distribution:

$$f(v) = 4\pi \left( \frac{m}{2\pi k_B T} \right)^{3/2} v^2 \exp\left(-\frac{mv^2}{2k_B T}\right), \quad v = |v|$$

- The mean squared velocity thus satisfies

$$\langle v^2 \rangle = \int_0^\infty v^2 f(v) dv = \frac{3k_B T}{m}$$

- For every degree of freedom:

$$\frac{1}{2} m \langle v_x^2 + v_y^2 + v_z^2 \rangle = \frac{3k_B T}{2} \quad \Leftrightarrow \quad \langle v_d^2 \rangle = \frac{k_B T}{m}$$

- Box-Muller method<sup>[1]</sup>

[1] Box, Muller: A Note on the Generation of Random Normal Deviates, Annals Math. Stat.:29 (1958).



# Let's control the temperature: preserve

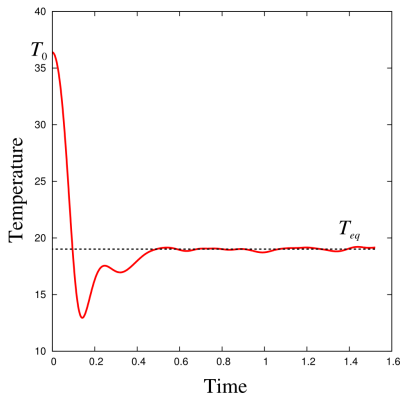
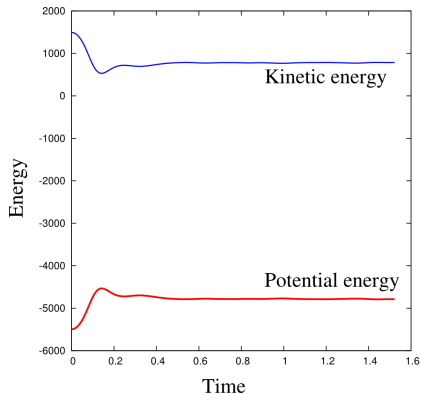
## Preserve the temperature

- Initially inserted energy  $T_0 \dots$

# Let's control the temperature: preserve

## Preserve the temperature

- Initially inserted energy  $T_0$  distributes between the kinetic and potential energy
- Total energy is conserved  $E_{\text{kin}} + E_{\text{pot}}$




# Let's control the temperature: preserve

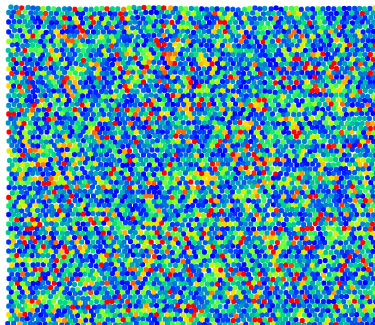
## Preserve the temperature

- Initially inserted energy  $T_0$  distributes between the kinetic and potential energy
- Total energy is conserved  $E_{\text{kin}} + E_{\text{pot}}$

Initial state,  $T=36$  K



Equilibrium state,  $T=19$  K



Particle velocity

Color represents the velocity of particles

# Let's control the temperature: preserve

## Preserve the temperature

- Initially inserted energy  $T_0$  distributes between the kinetic and potential energy
- Total energy is conserved  $E_{\text{kin}} + E_{\text{pot}}$
- Equipartition theorem: *In thermal equilibrium energy is shared equally among all of its various forms*<sup>[1]</sup>
- Start from a 0K equilibrium perfect crystal  $E_{\text{pot}} = E_{\text{pot}}(0\text{K}), E_{\text{kin}} = 0$
- Prescribe initial temperature  $T_0 \rightarrow E_{\text{kin}}(T_0)$ , the total system energy becomes  $E = E_{\text{pot}}(0\text{K}) + E_{\text{kin}}(T_0)$  and because of the equal repartition:

$$E = E_{\text{pot}}(0\text{K}) + \frac{1}{2}E_{\text{kin}}(T_0) + \frac{1}{2}E_{\text{kin}}(T_0)$$

$$E = \underbrace{E_{\text{pot}}(0\text{K}) + E_{\text{kin}}\left(\frac{1}{2}T_0\right)}_{E_{\text{pot}}\left(\frac{1}{2}T_0\right)} + \underbrace{E_{\text{kin}}\left(\frac{1}{2}T_0\right)}_{E_{\text{kin}}\left(\frac{1}{2}T_0\right)} = E_{\text{pot}}(T_{\text{eq}}) + E_{\text{kin}}(T_{\text{eq}})$$

- In thermal equilibrium  $T_{\text{eq}} = \frac{1}{2}T_0$

# Let's control the temperature: preserve

## Preserve the temperature

- **Velocity scaling method** enables us to keep the target temperature  $T^t$ :

$$\beta = \sqrt{T^t/T} = \sqrt{E_{\text{kin}}^t/E_{\text{kin}}} = \sqrt{\langle v^2 \rangle^t / \langle v^2 \rangle}$$

*at every  $m$ -th increment scale velocities:*

$$v(t) = \beta v(t)$$

- A better choice would be to scale temperature more smoothly:

$$\beta = \sqrt{1 + \gamma(T^t/T - 1)}, \quad \gamma \in [0, 1]$$

*for example  $\gamma \sim dt$*

# Let's control the temperature: preserve

## Preserve the temperature

- **Friction/anti-friction term** can be added in dynamical equation:

$$m_i \ddot{r}_i = F_i - \xi m_i \dot{r}_i, \quad \begin{cases} \xi > 0, & \text{if } T > T^t \\ \xi \leq 0, & \text{if } T \leq T^t \end{cases}$$

- Choice of  $\xi$ :

$$\frac{dE_{\text{kin}}}{dt} = - \left( \frac{dE_{\text{pot}}}{dt} + \xi \sum m_i |v_i|^2 \right) = 0, \quad \Rightarrow \xi = - \frac{dE_{\text{pot}}/dt}{2E_{\text{kin}}}$$

# Let's control the temperature: preserve

## Preserve the temperature

- **Friction/anti-friction term** can be added in dynamical equation:

$$m_i \ddot{\mathbf{r}}_i = \mathbf{F}_i - \xi m_i \dot{\mathbf{r}}_i, \quad \begin{cases} \xi > 0, & \text{if } T > T^t \\ \xi \leq 0, & \text{if } T \leq T^t \end{cases}$$

- Choice of  $\xi$ :

$$\frac{dE_{\text{kin}}}{dt} = - \left( \frac{dE_{\text{pot}}}{dt} + \xi \sum m_i |\mathbf{v}_i|^2 \right) = 0, \quad \Rightarrow \xi = - \frac{dE_{\text{pot}}/dt}{2E_{\text{kin}}}$$

- **A good strategy:**

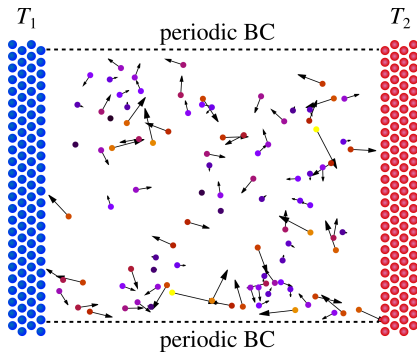
use a thermostat on a part of simulated domain, not too close to the zone of the interest

- See also: Nosé-Hoover thermostat<sup>[1]</sup> and Langevin dynamics.

[1] Hoover. Canonical dynamics: Equilibrium phase-space distributions, Phys. Rev. A 31 (1985)

# Let's control the temperature: change

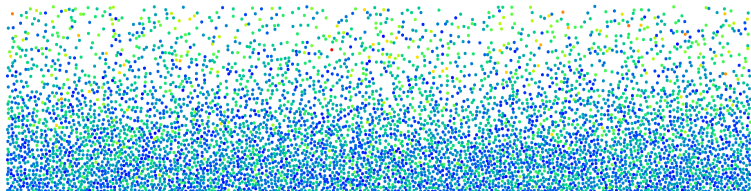
- Prescribe a temperature
- Preserve the temperature
- **Change the temperature during the simulation**
  - Linear scaling of the target temperature during the time  $T^t = T^t(t)$
  - Heating  $\xi > 1$ /cooling  $\xi < 1$  wall  $v_x(t + dt) = -\xi v_x(t)$
  - Rigid walls at prescribed temperature (thermostats)





# Example: liquid-gas interface

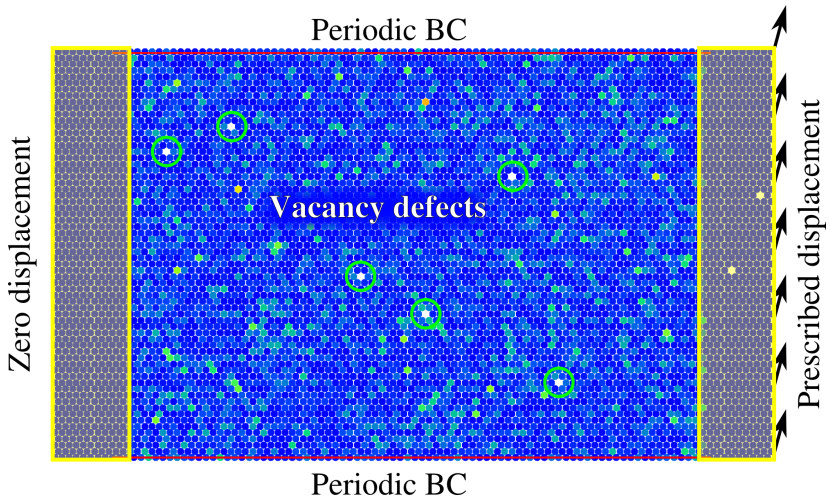
Stabilization phase of a liquid-gas interface under huge gravity.



6000 particles

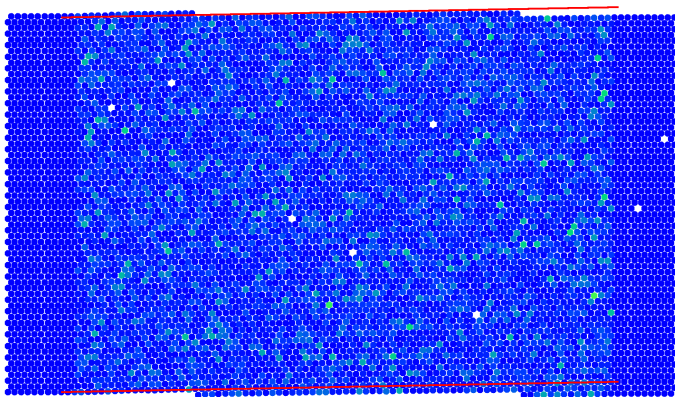
# Example: shear test

Shear test of a crystal with 6 vacancy defects (6 500 atoms)



# Example: shear test

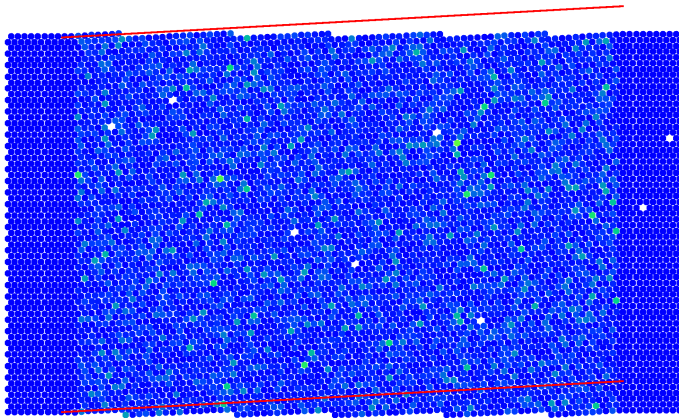
Shear test of a crystal with 6 vacancy defects (6 500 atoms)



Perfect crystal with 6 vacancies, 6 500 particles

# Example: shear test


Shear test of a crystal with 6 vacancy defects (6 500 atoms)



Perfect crystal with 6 vacancies, 6 500 particles

# Example: shear test


Shear test of a crystal with 6 vacancy defects (6 500 atoms)



Perfect crystal with 6 vacancies, 6 500 particles


# Example: tensile test

High-velocity tensile test of a bar with a circular defect.



# Example: tensile test


High-velocity tensile test of a bar with a circular defect.



Perfect crystal with a hole, 10000 particles

# Example: tensile test

High-velocity tensile test of a bar with a circular defect.




Perfect crystal with a hole, 10 000 particles



# Example: tensile test


High-velocity tensile test of a bar with a circular defect.



Crystal with 0.5% of vacancy defects and a hole, 10 000 particles

# Example: tensile test

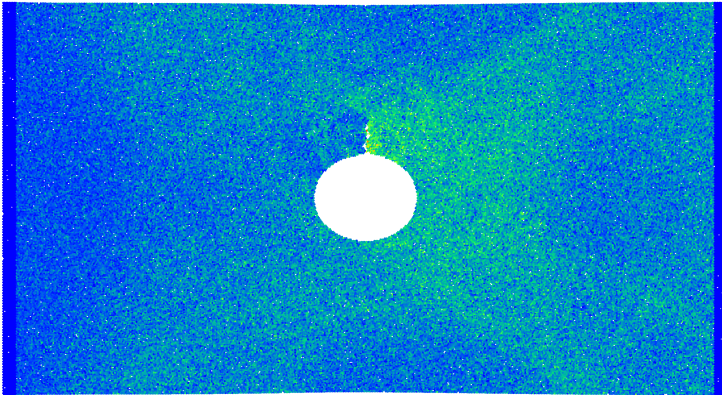
High-velocity tensile test of a bar with a circular defect.



Crystal with 0.5% of vacancy defects and a hole, 10 000 particles

# Example: tensile test


High-velocity tensile test of a bar with a circular defect.



A bigger crystal with 0.5% of vacancy defects and a hole, 130 000 particles

# Example: tensile test

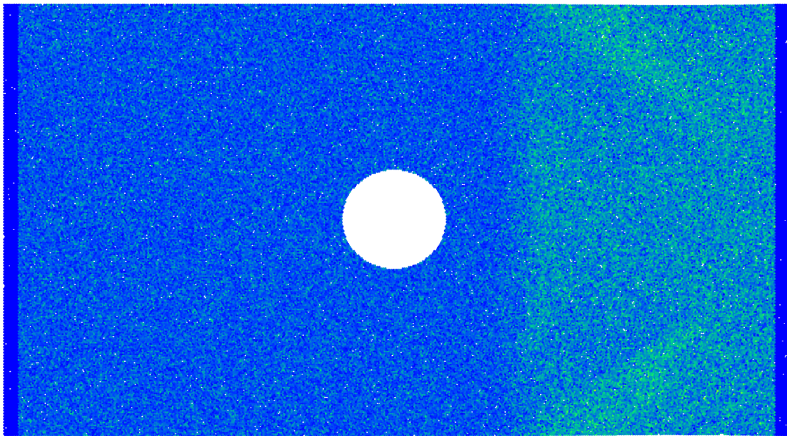
High-velocity tensile test of a bar with a circular defect.



A bigger crystal with 0.5% of vacancy defects and a hole, 130 000 particles

# Example: tensile test

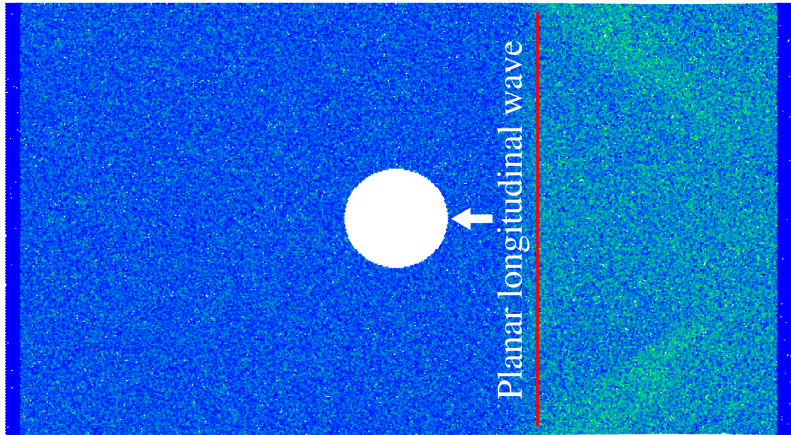
High-velocity tensile test of a bar with a circular defect.



Wave dynamics

# Example: tensile test

High-velocity tensile test of a bar with a circular defect.




Wave dynamics



# Example: tensile test


High-velocity tensile test of a bar with a circular defect.



Wave dynamics

# Example: high-velocity impact

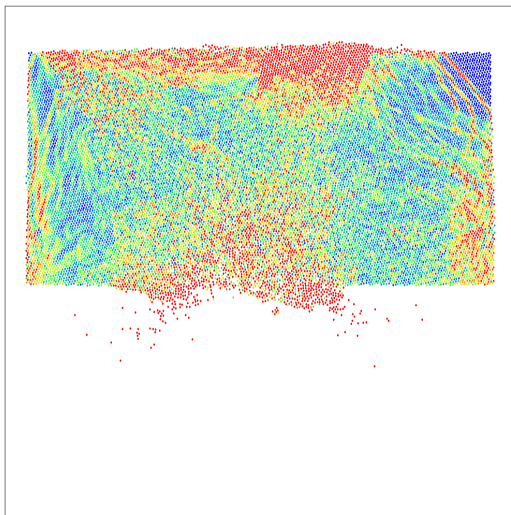
Impact of a perfect crystal by a circular projectile





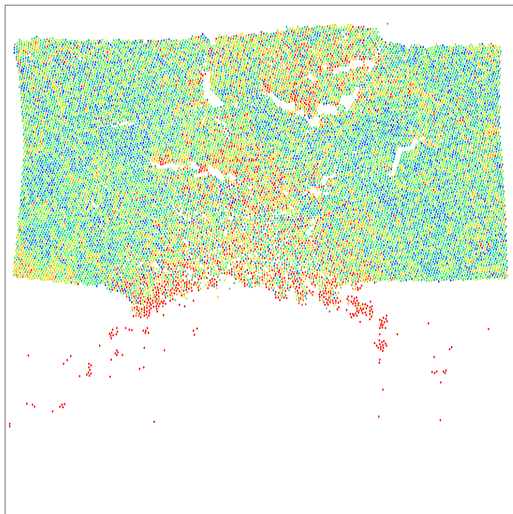
# Example: high-velocity impact

Impact of a perfect crystal by a circular projectile



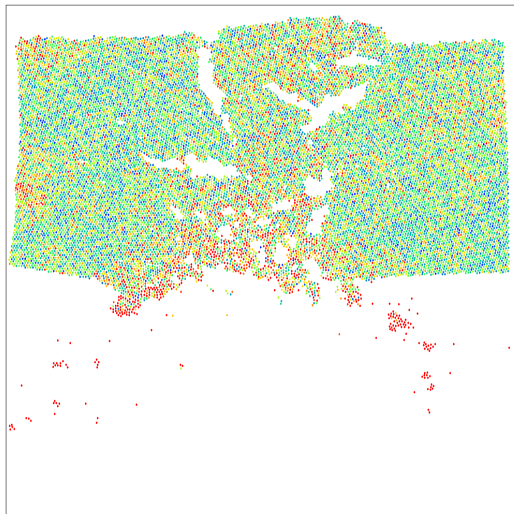
# Example: high-velocity impact

Impact of a perfect crystal by a circular projectile: 20 000 particles on 20 000 time steps.




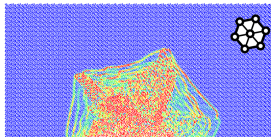
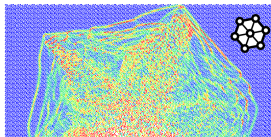

# Example: high-velocity impact

Impact of a perfect crystal by a circular projectile: 20 000 particles on 20 000 time steps.




# Example: high-velocity impact

Impact of a perfect crystal by a circular projectile: 20 000 particles on 20 000 time steps.



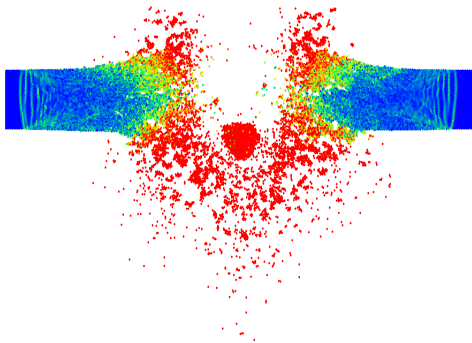
# Example: high-velocity impact

Impact of a perfect crystal by a circular projectile: 20 000 particles on 20 000 time steps.



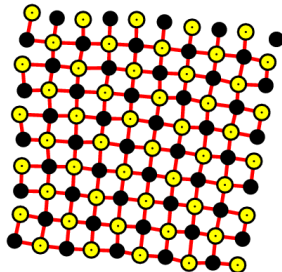
# Example: high-velocity impact

Impact of a perfect crystal by a circular projectile: 20 000 particles on 20 000 time steps.



# Example: martensitic phase transformation

An imitation of martensitic phase transformation with mixed LJ potential<sup>[1]</sup>

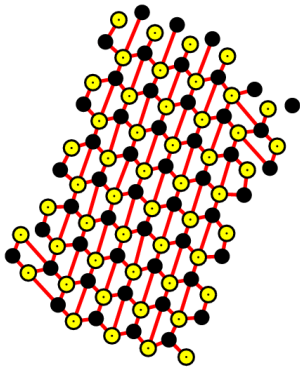


Cooling of a small lattice with high-temperature stable square lattice and low temperature hcp lattice

[1] Kastner O, Eggeler G, Weiss W, Ackland GJ. Molecular dynamics simulation study of microstructure evolution during cyclic martensitic transformations. *J Mech Phys Solids* 30 (2011)

# Example: martensitic phase transformation

An imitation of martensitic phase transformation with mixed LJ potential<sup>[1]</sup>




Cooling of a small lattice with high-temperature stable square lattice and low temperature hcp lattice

[1] Kastner O, Eggeler G, Weiss W, Ackland GJ. Molecular dynamics simulation study of microstructure evolution during cyclic martensitic transformations. *J Mech Phys Solids* 30 (2011)



# Example: martensitic phase transformation

An imitation of martensitic phase transformation with mixed LJ potential<sup>[1]</sup>

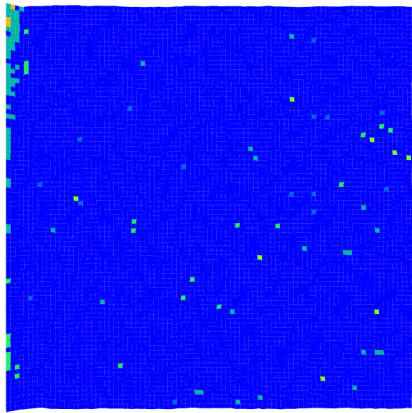


Cooling of a bigger lattice with high-temperature stable square lattice and low temperature hcp lattice  
(atomic cells are colored depending on martensitic variant)

[1] Kastner O, Eggeler G, Weiss W, Ackland GJ. Molecular dynamics simulation study of microstructure evolution during cyclic martensitic transformations. *J Mech Phys Solids* 30 (2011)

# Example: martensitic phase transformation

An imitation of martensitic phase transformation with mixed LJ potential<sup>[1]</sup>




Cooling of a bigger lattice with high-temperature stable square lattice and low temperature hcp lattice  
(atomic cells are colored depending on martensitic variant)

[1] Kastner O, Eggeler G, Weiss W, Ackland GJ. Molecular dynamics simulation study of microstructure evolution during cyclic martensitic transformations. *J Mech Phys Solids* 30 (2011)

# Example: martensitic phase transformation

An imitation of martensitic phase transformation with mixed LJ potential<sup>[1]</sup>

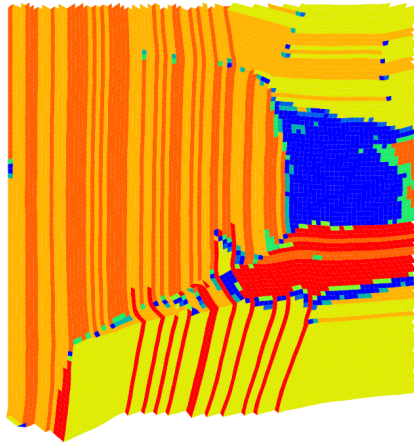


Cooling of a bigger lattice with high-temperature stable square lattice and low temperature hcp lattice  
(atomic cells are colored depending on martensitic variant)

[1] Kastner O, Eggeler G, Weiss W, Ackland GJ. Molecular dynamics simulation study of microstructure evolution during cyclic martensitic transformations. *J Mech Phys Solids* 30 (2011)

# Example: martensitic phase transformation

An imitation of martensitic phase transformation with mixed LJ potential<sup>[1]</sup>



Cooling of a bigger lattice with high-temperature stable square lattice and low temperature hcp lattice  
(atomic cells are colored depending on martensitic variant)

[1] Kastner O, Eggeler G, Weiss W, Ackland GJ. Molecular dynamics simulation study of microstructure evolution during cyclic martensitic transformations. J Mech Phys Solids 30 (2011)

# Applications of MD


- Popular in materials science, biophysics and biochemistry
- In material science it does not replace continuum models, but complements it with the atomic scale insights
- Naturally couples thermal and mechanical effects (linear and non-linear)

# Applications of MD

- Popular in materials science, biophysics and biochemistry
- In material science it does not replace continuum models, but complements it with the atomic scale insights
- Naturally couples thermal and mechanical effects (linear and non-linear)
- **Applications:**
  - Diffusion and self-diffusion in gas and liquid
  - Instabilities in liquids
  - **Dislocations** (ingredients for upper scale models Dislocation Dynamics)
  - Nanograined materials
  - Atomic-scale heat conduction
  - Phase-transformations
  - Grain boundaries (including GB migration)
  - Collision cascade (impact by a high energy particle (ion, neutron, electron))
  - Thin wetting films
  - Nanolubrication, nanowear
  - NEMS (nano electro mechanical devices)
  - Motion of biological macromolecules (proteins, nuclear acids) and their interaction with other molecules and cell structures  
*Nobel prize in Chemistry "for the development of multiscale models for complex chemical systems" was decerned to Michael Levitt*
  - Thin film growth (hard to analyse with conventional experimental methods)

## Several examples:

- Deformation and fracture of nanograined wires



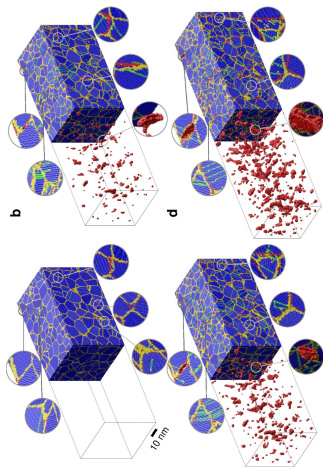
MD simulations vs experiments (size effect)<sup>[1]</sup>

[1] Z. Wu, Y.W. Zhang, M.H. Jhon, D.J. Srolovitz.

Anatomy of nanomaterial deformation: Grain boundary sliding, plasticity and cavitation in nanocrystalline Ni, *Acta Materialia* 61, 2013

## Several examples:

- Deformation and fracture of nanograined wires



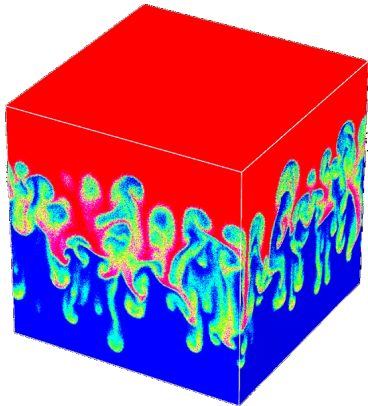
MD simulations of void growth (red zones)<sup>[1]</sup>

[1] Z. Wu, Y.W. Zhang, M.H. Jhon, D.J. Srolovitz.  
Anatomy of nanomaterial deformation: Grain boundary  
sliding, plasticity and cavitation in nanocrystalline Ni,  
*Acta Materialia* 61, 2013



## Several examples:

- Deformation and fracture of nanograined wires
- Rayleigh-Taylor instability (7 billion particles)




From Kai Kadau home page  
(ex. Los Alamos National Laboratory) [2]  
<http://www.thp.uni-duisburg.de>

[2] K. Kadau et al. The importance of fluctuations in fluid mixing. Proc Nat Acad Sci 104 (2007)

## Several examples:

- Deformation and fracture of nanograined wires
- Rayleigh-Taylor instability (7 billion particles)
- Shock-induced structural phase transformation in bcc iron (8 million atoms)



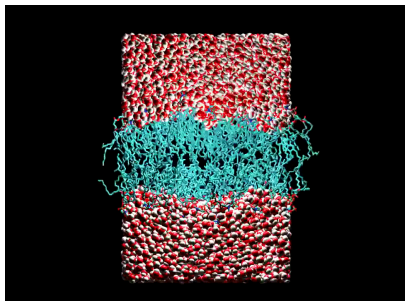
From Kai Kadau home page<sup>[3]</sup>

<http://www.thp.uni-duisburg.de>

[3] K. Kadau et al. Shock waves in polycrystalline iron.  
Phys Rev Lett 98 (2007)

## Several examples:

- Deformation and fracture of nanograined wires
- Rayleigh-Taylor instability (7 billion particles)
- Shock-induced structural phase transformation in bcc iron (8 million atoms)
- Lipid bilayer and water



Molecular

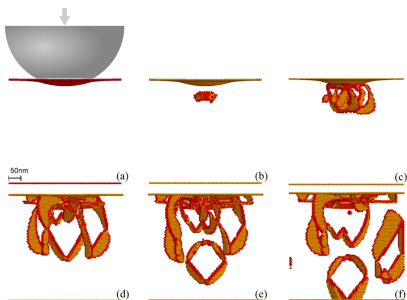
Dynamics simulation of a lipid bilayer and water<sup>[4]</sup>

- [4] M. Stepniewski et al, Effects of the lipid bilayer phase state on the water membrane interface, Phys. Chem. B 114 (2010).

# Applications of MD

## Several examples:

- Deformation and fracture of nanograined wires
- Rayleigh-Taylor instability (7 billion particles)
- Shock-induced structural phase transformation in bcc iron (8 million atoms)
- Lipid bilayer and water
- Simulation of a nano-indentation

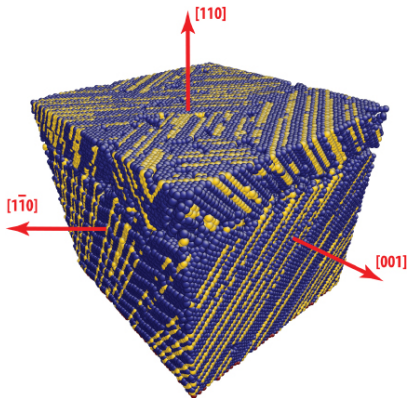


MD simulation of a spherical indentation on (111) FCC cube.

[5] H.J. Chang, M. Fivel, D. Rodney, M. Verdier. Multiscale modelling of indentation in FCC metals: From atomic to continuum, CR Physique 11 (2010).

## Several examples:

- Deformation and fracture of nanograined wires
- Rayleigh-Taylor instability (7 billion particles)
- Shock-induced structural phase transformation in bcc iron (8 million atoms)
- Lipid bilayer and water
- Simulation of a nano-indentation
- Molecular dynamics simulation of the martensitic phase transformation in NiAl alloys



Martensitic structure formed by cooling a simulation block of the  $\text{Ni}_{0.65}\text{Al}_{0.35}$  alloy with a free surface<sup>[5]</sup>

[6] Pun GP, Mishin Y. Molecular dynamics simulation of the martensitic phase transformation in NiAl alloys. J Phys: Condens Mat 22 (2010)

*“The problem of hydrodynamic limits is to obtain rigorous derivations of macroscopic models such as the fundamental partial differential equations (PDEs) of fluid mechanics from a microscopic description of matter, be it molecular dynamics or the kinetic theory of gases.”<sup>[1]</sup>*

[1] F. Golse *“The Boltzmann equation and its hydrodynamic limits. Evolutionary equations 2:159-301 (2005).*

# Limits of the MD

- It is a long road from an atom to a continuum  
*modeling representative system requires massively parallel computers an adapted software, or even adapted hardware*
- Choice and fit of potential for a particular chemical composition and configuration is non-trivial
- Systems with long-range interactions (e.g., Coulomb) are heavy to simulate  $O(N \log(N))$
- Integration over long time periods require specific numerical methods
- Rare processes are hard to simulate  
*e.g., low temperature diffusion (for example, Cottrell atmosphere), dislocation glide at low stress especially in bcc*  
Either use high temperature and/or high strain rates (see also Kinetic Monte Carlo method)
- No chemical reactions

# Limits of the MD

- It is a long road from an atom to a continuum  
*modeling representative system requires massively parallel computers an adapted software, or even adapted hardware*
- Choice and fit of potential for a particular chemical composition and configuration is non-trivial
- Systems with long-range interactions (e.g., Coulomb) are heavy to simulate  $O(N \log(N))$
- Integration over long time periods require specific numerical methods
- Rare processes are hard to simulate  
*e.g., low temperature diffusion (for example, Cottrell atmosphere), dislocation glide at low stress especially in bcc*  
Either use high temperature and/or high strain rates (see also Kinetic Monte Carlo method)
- No chemical reactions

*Apart from the physical simulations, MD is a helpful tool to understand physics of matter in all its states*

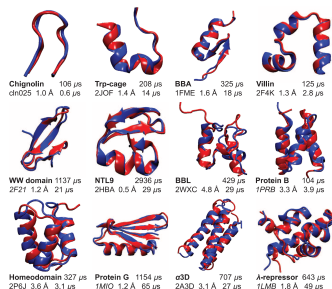


## ■ World's **Largest** Molecular Dynamics Simulation<sup>[1]</sup> (2013)

4 125 000 000 000 =  $4.125 \cdot 10^{12}$  atoms on 131 072 cores

## ■ World's **Longest** Molecular Dynamics Simulation<sup>[2]</sup> (2015)

1.112 milliseconds  $\rightarrow 10^{12}$  time steps



Simulation (blue), experimentally determined structure (red)

[1] W. Eckhardt et al. 591 TFLOPS multi-trillion particles simulation on SuperMUC. Supercomputing (2013).

[2] K. Lindorff-Larsen et al. How fast-folding proteins fold. Science 334 (2011)

# Afterword

- It was a very short introduction to the world of molecular dynamic simulations
- They were skipped:



# Afterword

- It was a very short introduction to the world of molecular dynamic simulations
- They were skipped:
- Statistical ensembles (**NVT**, **NPT** & **N $\sigma$ T**)
- Non-pair potential and long-range interactions, especially the Embedded atom method (**EAM**) extensively used for modeling metals
- Grid or tree methods for long-range interactions, especially the Fast Multipole Method (**FMM**)
- Kinetic Monte Carlo molecular dynamics which is used to accelerate the time




# Afterword

- It was a very short introduction to the world of molecular dynamic simulations
- They were skipped:
- Statistical ensembles (NVT, NPT & N $\sigma$ T)
- Non-pair potential and long-range interactions, especially the Embedded atom method (EAM) extensively used for modeling metals
- Grid or tree methods for long-range interactions, especially the Fast Multipole Method (FMM)
- Kinetic Monte Carlo molecular dynamics which is used to accelerate the time



*I encourage you to consult the literature. . .*

## Recommended reading:



## Sources:

- [1] M. Griebel, S. Knapek, G. Zumbusch. Numerical Simulation in Molecular Dynamics: Numerics, Algorithms, Parallelization, Applications, Springer (2007)
- [2] "Atomistic modelling of metals: introduction and applications" by P.M. Derlet (Condensed Matter Theory Group, Paul Scherrer Institut, Switzerland), Summer school in Bad Herrenalb, Germany, 2009
- [3] D.C. Rapaport. The art of molecular dynamics simulation. Cambridge University Press (2004)

Merci!

Merci de votre attention!